



sst

School
of Stitched
Textiles

Embroidery

MASTER PRACTITIONER COURSE

Contents

- 03** Overview
- 04** Course Delivery
- 05** Module 1
- 06** Module 2
- 07** Module 3
- 08** Graduate Story
- 09** Image Gallery
- 10** Price Information
- 11** Enrolling
- 12** Supporting You
- 13** Creative Connections



Overview

At masters level we provide support and direction to students to help them find their own style and voice within their field of textiles.

This course will help students to develop their own individual design style in order to progress their textiles, while also making practical suggestions about exhibiting, professional practise and marketing. It will also enable them to experiment with the latest techniques and methods, which becomes ever more important as the tools and materials available to textile designers expand.




Course Delivery

This course is supplied as a distance learning course where course materials and tutor assessments are delivered digitally and work is returned to your tutor via digital presentation.

Your coursework will be reviewed by your tutor and periodically by an Internal Quality Assessor. You will be provided with written feedback and, if needed, you will be able to re-submit altered work.

You can contact your tutor at any time to request your work to date be reviewed and suggestions for future progress be made.


Each module is personalised for the individual student so that they are able to build on their strengths and concentrate on areas that appealed to them the most, without being forced down the broad brush approach required by examination bodies or when undertaking a degree.



Modules

MODULE 1: INSPIRATIONAL FROM THE INVISIBLE


During this module inspiration will be taken from music and verse, producing a set of design ideas from these little used sources and then continuing through to sampling and eventually to complete a final piece of the student's own choosing.



Modules

MODULE 2: THE JOURNEY: HIGHWAYS & BYWAYS

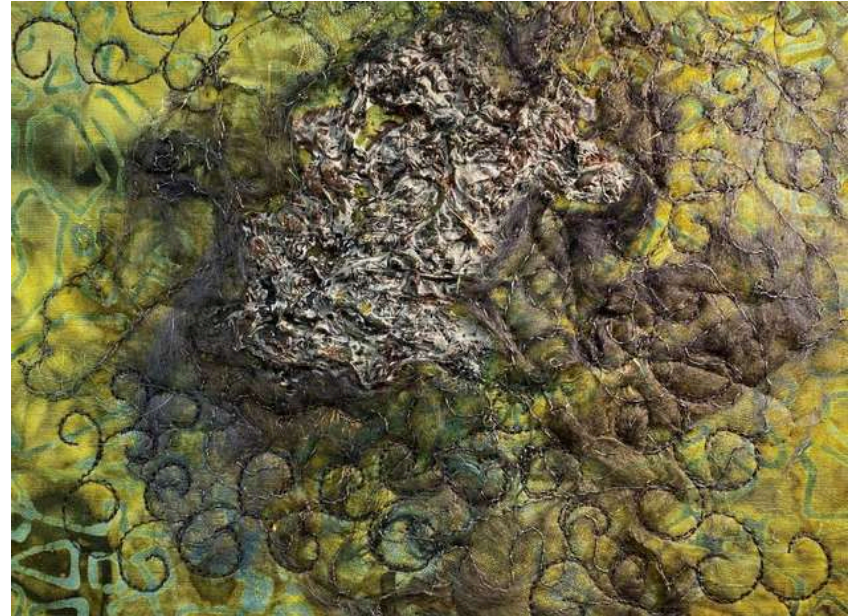
This module will take its inspiration from a favourite walk or journey, exploring items along the way, aerial views, sections and cross sections, maps, photographs and sounds. The next step will be to explore a series of samples using print, image transfer, positive and negative shapes, over prints etc. And then progressed these two completed piece of the student's choice.



Modules

MODULE 3: MEMORIES ARE MADE OF THIS.....

This module will be based around an object or group of objects that holds special association for the student. They will begin by drawing and photographing, but then move into three dimensions in order to exploring three dimensional construction methods, initially sampling with wire, paper and card and then moving on to a three dimensional piece of the students choosing.







“After having such a good experience with City & Guilds courses I knew that approach suited me, but I was looking for something less formal and more centred on personal development. This School of Stitched Textiles course, which offers both structure and freedom, without having to meet all the formal requirement of a C&G curriculum, seemed most likely to my needs at the time. I also found the flexible timescale worked for me, so I could go at my own pace.”

Tess Darwin - Master Practitioner







Price Information

Completion.

At the end of the course we'll produce an online video showcasing the highlights of your learning journey. Since all of our courses are delivered via distance learning, you will not have to travel to the centre or transport physical work.

Pricing.

The cost of the course depends on how many modules you wish to pay for at once. For up-to-date pricing information, please visit the [price page on our website](#).

Students are allowed up to 3 years to complete this course.

Enrolling

The full course is run over 3 modules and is available as either individual modules or as a set of 3 modules. We ask for students to forward a small digital folio of current work to us prior to accepting them for enrolment to ensure this is the right course for them. This course can be commenced at any time of year and is not included in the quarterly enrolments online.

As this is an advanced course, we will need to see a selection of your work before you enrol. [Apply for this courses here.](#)

Upon enrolment you will be asked to agree to and abide by [SST's terms & conditions](#) relating to this course.



Supporting you

Although our master's courses are delivered via distance learning, you'll never feel like you're studying alone. We provide a range of support to ensure you stay connected, motivated, and inspired throughout your learning journey.

One-on-One Tutor Support.

You'll have a dedicated personal tutor who will guide you every step of the way. For each module, we offer a 30-minute Zoom call with your tutor to discuss progress, ask questions, and gain valuable insights.



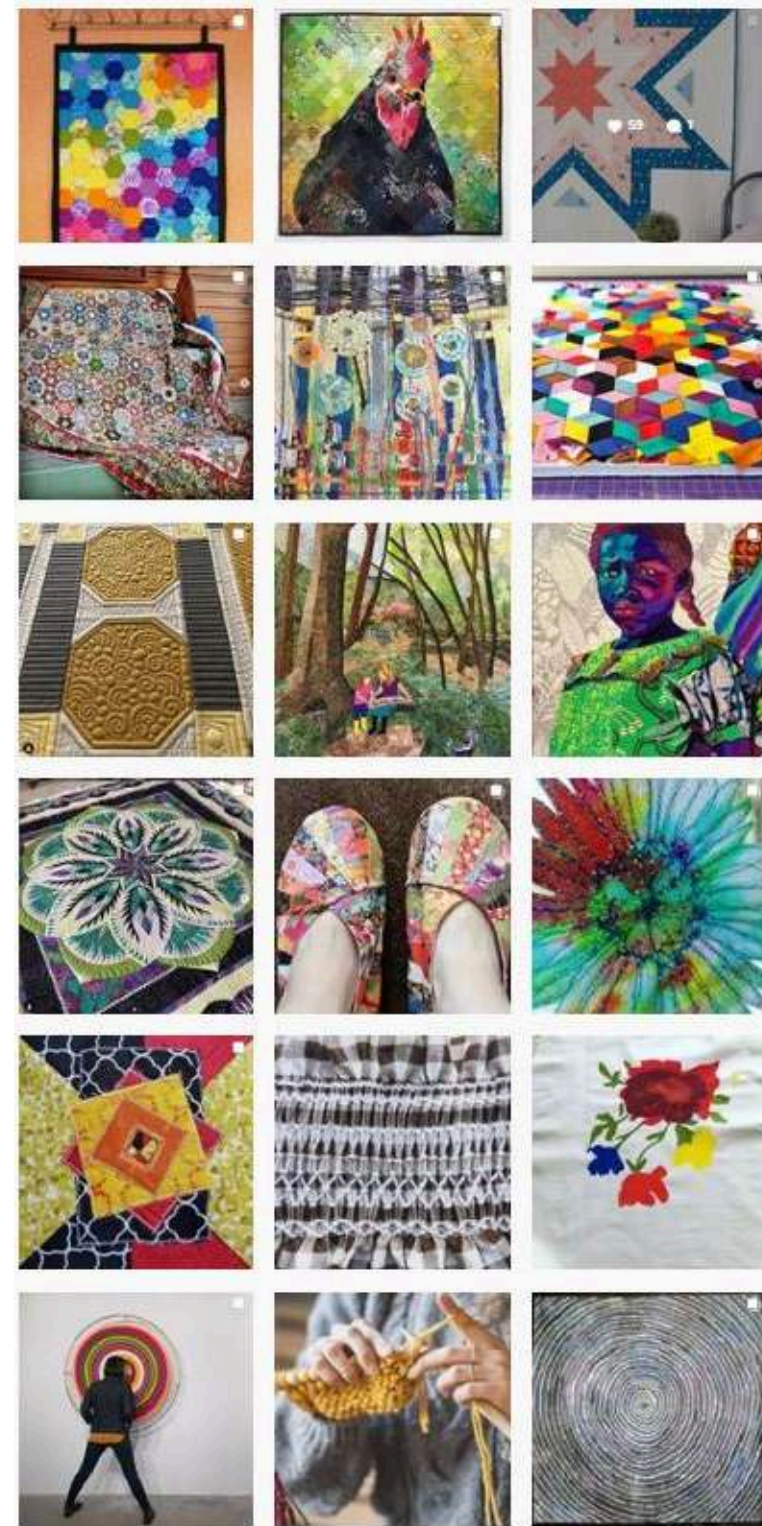
Creative Connections

Student Community & Networking.

Join our [exclusive private Facebook group](#), where you can connect with fellow students, share ideas, and support one another throughout your course. This is a great space to collaborate, ask for advice, and celebrate milestones together.

Showcasing Your Work.

We encourage students to share their work across our social media channels, including [Facebook](#), [Instagram](#), [YouTube](#) and [Pinterest](#). We love highlighting student achievements and will do our best to promote your work to our wider audience. No matter where you're studying from, we're here to support you every step of the way!





School of Stitched Textiles (SST) Limited

Eccles Farm Needlecraft Centre
Eccles Land
Bispham Green
Ormskirk
Lancashire, UK
L40 3SD

T: 01257 463163
E: info@safost.org
W: www.sofst.org

School of Stitched Textiles, All
Rights Reserved. Registered in
England in Wales No. 05935078

